

220 HP

SD22R

King of the Big Landfill

- ▶ Engine model: Cummins NT855-C280S10
- ▶ Net power: 162 kW/220HP/1800 rpm
- ▶ Operating weight: 26.0 t

Product features

Using a swamp bulldozer track, the SD22R landfill bulldozer is able to reduce ground pressure and has excellent maneuverability, easily adapting it to work in landfills that may contain high-liquid capacities. Optional attachments include a high-positioning warning lamp, a reverse warning alarm, a camera and an LCD screen, which can all greatly improve safety during operation. It's equipped with a rubbish blade with a large capacity and mud flaps, which can improve working efficiency. The SD22R has central lubrication, central pressure measurement and automatic track tension systems that contribute to convenient and timely observation and maintenance.



shantui e-shop

SHANTUI

VALUE THAT WORKS

Shantui Construction Machinery Co., Ltd.

ADDRESS:
No. 58, G327 Highway
Jining City, Shandong, CHINA

TEL: +86-537-2909369
FAX: +86-537-2311219
EMAIL: trade@shantui.com







220 HP

SD22R

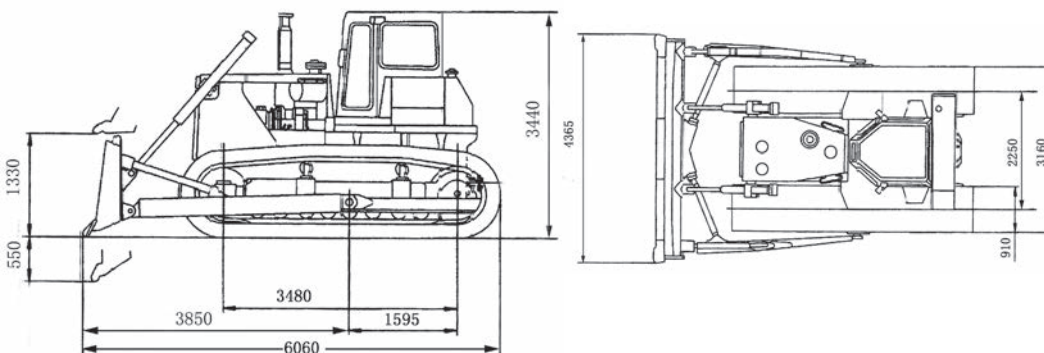
Technical specifications:

Blade Type	R-Blade
Min. ground clearance:	513 mm
Ground pressure:	0.041 MPa
Minimum turning radius:	3.8 m
Gradeability:	30°
Track gauge:	2250 mm

SD22R

	ENGINE	Model & type	Cummins NT855-C280S10; In-line, water-cooled 4-cycle, overhead valve direct injection, turbocharged diesel		
		Horsepower	Gross power: 175/235/1800 kW/HP/rpm // Net power: 162/220/1800 kW/HP/rpm		
		Number of cylinders	6-139.7 x 152.4 mm (bore x stroke)		
		Piston displacement	14.01 L		
		Min. fuel consumption	205 g/kW-h		
		Maximum torque	1030 N-m@1250rpm		
	POWER TRANSMISSION SYSTEM	Torque converter	3-element, 1 stage, 1 phase		
		Transmission	Planetary gear, multi-disc clutch, power shift, forced lubrication		
		Main drive	Spiral bevel gear, splash lubrication, single-stage speed reduction		
		Steering clutch	Wet, multi-disc, spring loaded, hydraulically separated, hydraulic control		
		Steering brake	Wet, floating band, foot brake with hydraulic booster		
		Final drive	2-stage speed reduction of spur gear, splash lubrication		
	TRAVEL SPEED	Gear	1st	2nd	3rd
		Forward	0~3.6 km/h	0~6.5 km/h	0~11.2 km/h
		Reverse	0~4.3 km/h	0~7.7 km/h	0~13.2 km/h
	UNDERCARRIAGE SYSTEM	Type	Swing type of sprayed beam, suspended structure of equalizer bar		
		Carrier rollers	2 each side		
		Track rollers	8 each side		
		Track type	Assembled, single-grouser		
		Width of track shoes	910 mm		
		Pitch	216 mm		
	HYDRAULIC SYSTEM	Maximum pressure	14 MPa		
		Pump type	Gear pump		
		Discharge	262 L/min		
		Bore of working cylinder × no.	120 mm × 2		
	BLADE	Blade type	R-Blade		
		Dozing capacity	12 m³		
		Efficiency (Theoretical value 40 m)	413 m³/h		
		Blade width	4365 mm		
		Blade height	1885 mm		
		Maximum drop below ground	550 mm		
		Lifting height of blade	1330 mm		
		Weight of blade	2970.5 kg		

OVERALL DIMENSIONS R-blade



▶ THE SPECIFICATIONS ARE SUBJECT TO CHANGE WITHOUT NOTICE. THE PICTURES MAY INCLUDE OPTIONS. THE ACTUAL COLOR & APPEARANCE OF THE PRODUCT MAY DIFFER FROM WHAT IS SHOWN.